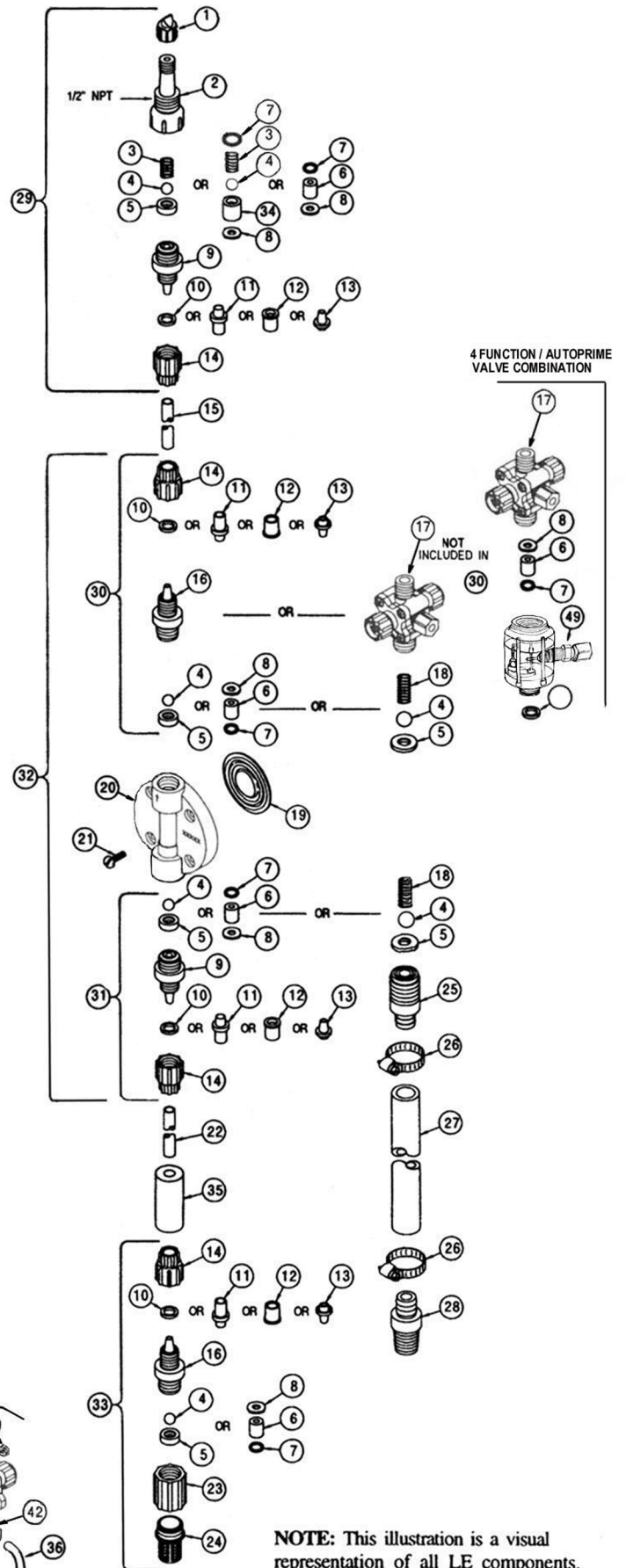
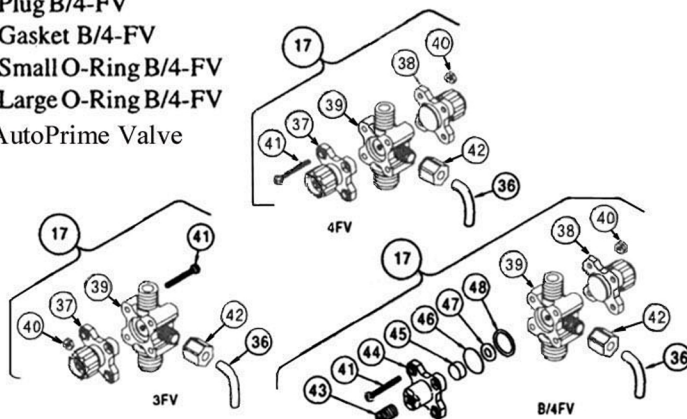


LE-398SI, TI, BI, HI

			398SI	398TI	398BI	398HI
Key Number	Part Number	Description				
1	27352	Flapper Valve	1	1	1	1
2	37351	Injection Check Valve Body, PVC	1	1	1	1
3	37341*	Injection Check Valve Spring, H-C	1	1	1	1
4	10338	Check Valve Ball, Ceramic, .375	1	1	1	1
5		Seal Ring				
6	36307*	Cartridge Valve, .375, PVDF/Polyprel	3	3	3	3
7	36103*	Cartridge Valve O-Ring	3	3	3	3
8	36107*	Cartridge Valve Washer	3	3	3	3
9		Valve Seat				
10	26136*	Clamp Ring, SS	3	3	3	3
11		Ferrule				
12		Clamp Sleeve				
13		Tubing Adapter				
14	10299	Coupling Nut, PP	4	4	4	4
15	10342-16	Tubing, 3/8", PP	1	1	1	1
16	37765	Valve Housing, PVC	3	3	3	3
17	38054	Multi-Function Valve, 3FV, PVC		1		
	38003	Multi-Function Valve, 4FV, PVC	1			1
	38004	Multi-Function Valve, B4FV, PVC			1	
18		High-Viscosity Spring				
19	30917*	Liquifram, 0.9	1	1	1	1
20	37752	Pump Head, 0.9, PVC	1	1	1	1
21	10340*	Pump Head Screw, SS	4	4	4	4
22		Suction Tubing				
23	36204	Foot Valve Seat, PP	1	1	1	1
24	10123	Foot Valve Screen, PP	1	1	1	1
25		High-Viscosity Valve Seat				
26		H.V. Tubing Clamp				
27		H.V. Suction Tubing				
28		H.V. Tubing X 1/2 Connector				
29	38026	Injection Check Valve Assembly	1	1	1	1
30		Discharge Valve Assembly				
31	38019	Suction Valve Assembly	1	1	1	1
32	HALE398BI	Pump Head Assembly			1	
	HALE398HI					1
	HALE398TI			1		
	HALE398SI		1			
33	38032	Foot Valve Assembly	1	1	1	1
34	37340*	Injection Seat PTFE	1	1	1	1
35	10322	Ceramic Weight	1	1	1	1
36	25636-10	Return Line	1	1	1	2
37	36260	Cap ASM P/R (Black Knob)	1	1		1
38	36280	Cap ASM A/S (Yellow Knob)	1		1	1
39	38058	Multi-Function Valve Body, 3FV,PVC		1		
	38011	Multi-Function Valve Body, 4FV,PVC	1			1
	38011	Multi-Function Valve Body, B4FV,PVC			1	
40	25628	Nut Multi-Function Valve	4	4	4	4
41	25627	Screw Multi-Function Valve	4	4	4	4
42	25631	Return Line Coupling Nut	1	1	1	1
43	34876	Adjustment Screw B/4FV			1	
44	32171	Cap B/4FV			1	
45	34868	Plug B/4FV			1	
46	32173	Gasket B/4FV			1	
47	32175	Small O-Ring B/4FV			1	
48	32176	Large O-Ring B/4FV			1	
59	38790	Auto Prime Valve, PVC				1
*Parts Included in RPM-392/398 - Repair & Preventative Maintenance Kit (Spare Parts)						
Additional Parts Included in Kit:						
	10973	Shaft Seal	1	1	1	1

Liquid End Parts List

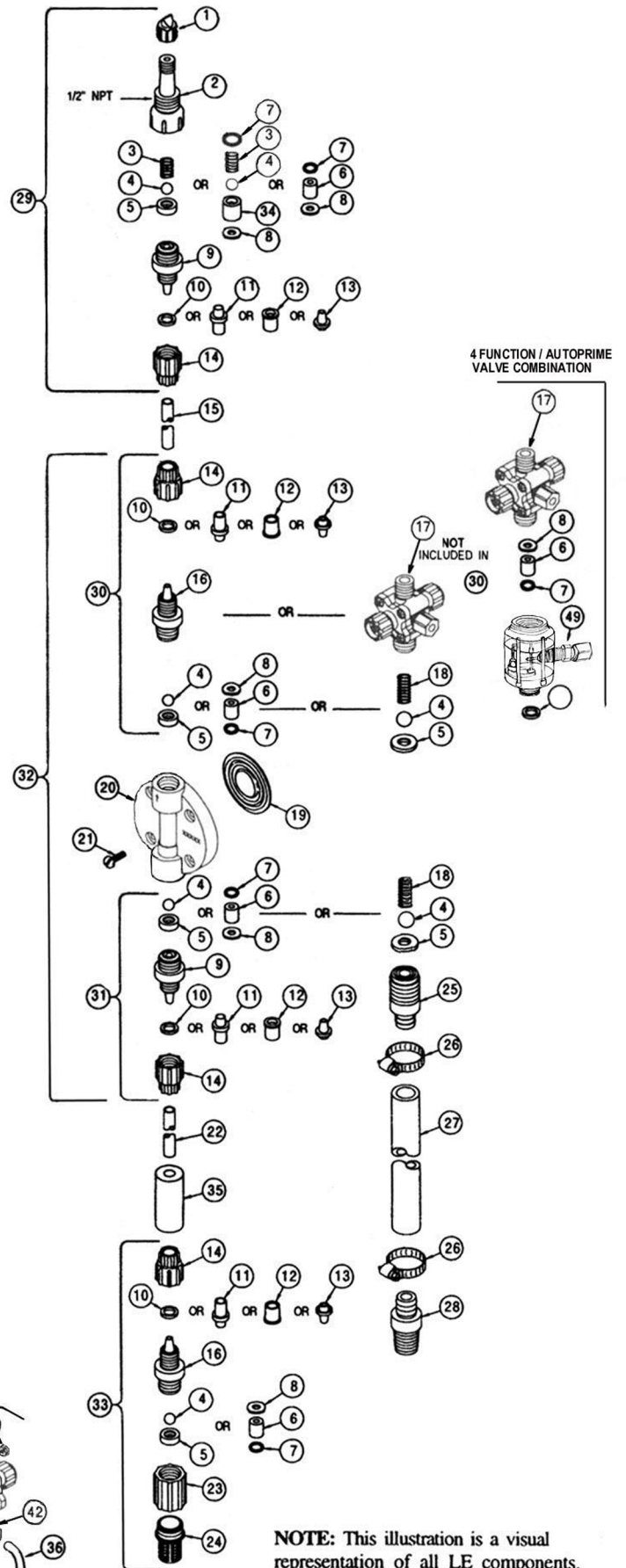
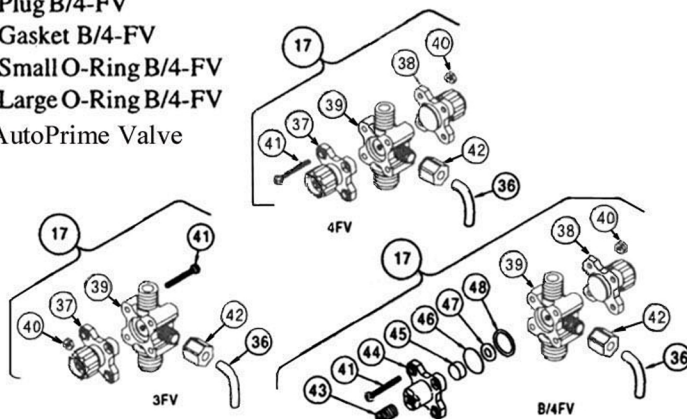
- 1 Flapper valve
- 2 Injection check valve body
- 3 Injection check valve spring
- 4 Check valve ball
- 5 Sealing ring
- 6 Cartridge valve
- 7 Cartridge valve o-ring
- 8 Cartridge valve washer
- 9 Valve seat
- 10 Clamp ring
- 11 Ferrule
- 12 Clamp sleeve
- 13 Tubing adapter
- 14 Coupling nut
- 15 Discharge tubing
- 16 Valve housing
- 17 Multi-function valve
- 18 High-viscosity spring
- 19 Liquifram
- 20 Pump head
- 21 Pump head screw
- 22 Suction tubing
- 23 Foot valve seat
- 24 Foot valve screen
- 25 High-viscosity valve seat
- 26 H.V. tubing clamp
- 27 H.V. suction tubing
- 28 H.V. Tubing x 1/2 NPT connector
- 29 Injection check valve assembly
- 30 Discharge valve assembly
- 31 Suction valve assembly
- 32 Pump head assembly
- 33 Foot valve assembly
- 34 Injection Seat PTFE
- 35 Ceramic Weight
- 36 Return Line
- 37 Cap ASM (Black Knob)
- 38 Cap ASM (Yellow Knob)
- 39 Multi-Function Valve Body
- 40 Nut Multi-Function Valve
- 41 Screw Multi-Function Valve
- 42 Return Line Coupling Nut
- 43 Adjustment Screw B/4-FV
- 44 Cap B/4-FV
- 45 Plug B/4-FV
- 46 Gasket B/4-FV
- 47 Small O-Ring B/4-FV
- 48 Large O-Ring B/4-FV
- 49 AutoPrime Valve



NOTE: This illustration is a visual representation of all LE components. Liquid ends will not include all parts shown.

Liquid End Parts List

- 1 Flapper valve
- 2 Injection check valve body
- 3 Injection check valve spring
- 4 Check valve ball
- 5 Sealing ring
- 6 Cartridge valve
- 7 Cartridge valve o-ring
- 8 Cartridge valve washer
- 9 Valve seat
- 10 Clamp ring
- 11 Ferrule
- 12 Clamp sleeve
- 13 Tubing adapter
- 14 Coupling nut
- 15 Discharge tubing
- 16 Valve housing
- 17 Multi-function valve
- 18 High-viscosity spring
- 19 Liquifram
- 20 Pump head
- 21 Pump head screw
- 22 Suction tubing
- 23 Foot valve seat
- 24 Foot valve screen
- 25 High-viscosity valve seat
- 26 H.V. tubing clamp
- 27 H.V. suction tubing
- 28 H.V. Tubing x 1/2 NPT connector
- 29 Injection check valve assembly
- 30 Discharge valve assembly
- 31 Suction valve assembly
- 32 Pump head assembly
- 33 Foot valve assembly
- 34 Injection Seat PTFE
- 35 Ceramic Weight
- 36 Return Line
- 37 Cap ASM (Black Knob)
- 38 Cap ASM (Yellow Knob)
- 39 Multi-Function Valve Body
- 40 Nut Multi-Function Valve
- 41 Screw Multi-Function Valve
- 42 Return Line Coupling Nut
- 43 Adjustment Screw B/4-FV
- 44 Cap B/4-FV
- 45 Plug B/4-FV
- 46 Gasket B/4-FV
- 47 Small O-Ring B/4-FV
- 48 Large O-Ring B/4-FV
- 49 AutoPrime Valve



NOTE: This illustration is a visual representation of all LE components. Liquid ends will not include all parts shown.